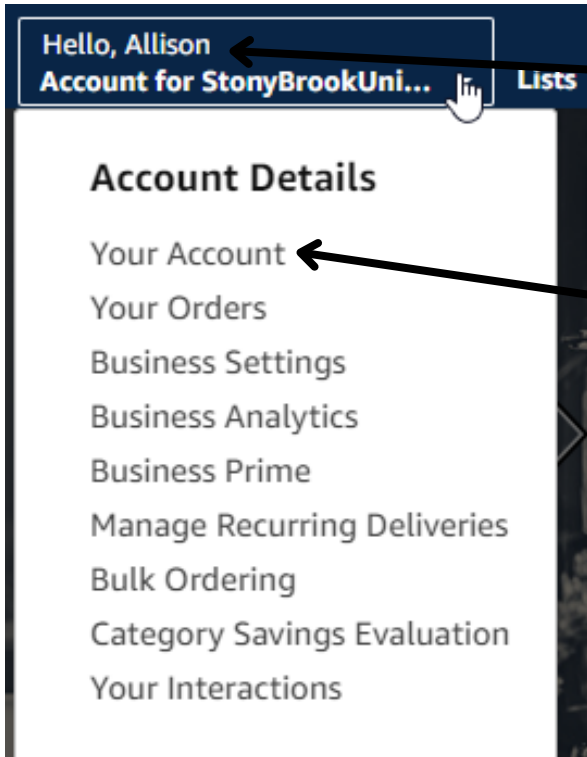


# Adding a P-Card to Amazon PunchOut

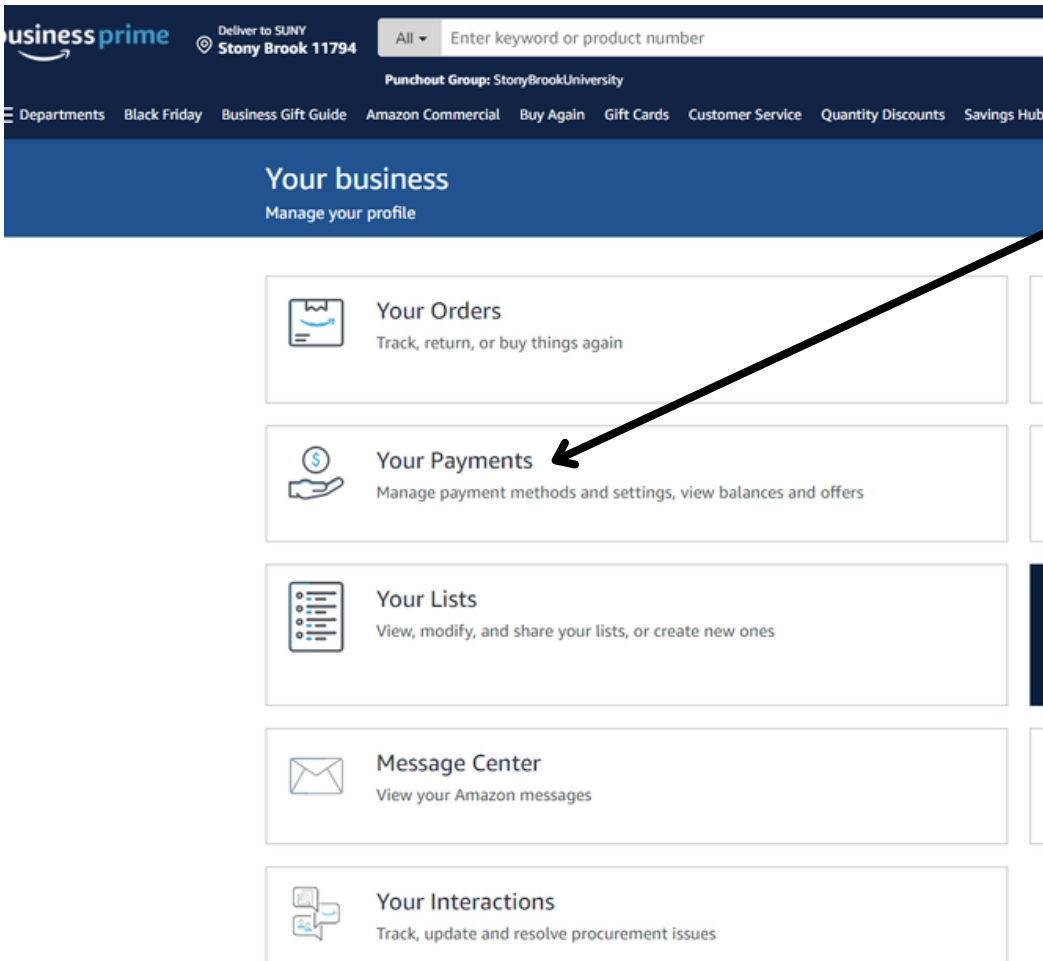


1

Click your profile at the top of the Amazon page

2

Click "Your Account"



3

Click "Your Payments"

## Sign in

[Switch accounts](#)

Teri Sentowski  
StonyBrookUniversity  
teri.sentowski@stonybrook.edu

Password [Forgot your password?](#)

[Sign in](#)

Keep me signed in. [Details](#) ▾

4

Amazon will ask you to sign in again

### Your balances

Amazon Gift Card  
[Reload your balance](#) | [Redeem a gift card](#)

5

Input your card information and click "add your card"

### Add a New Payment Method

#### Credit or debit cards

Amazon accepts major credit and debit cards.

^ Add a credit or debit card

Enter your card information:

Name on card

Card number

Expiration date

01 ▾ 2022 ▾ [Add your card](#)



Set as default payment method. [What's this?](#) ▾

Link your card from bank:  
[Learn more](#) ▾

[Choose bank](#) ▾ [Link your card](#)

#### Amazon Business Prime American Express Card

You can choose 5% Back or 90 Day Terms at Amazon Business (US) with eligible Prime membership. [Terms](#)




# Your Payments

Overview **Wallet** Transactions Settings

## Wallet

### Your balances

 Amazon Gift Card \$0.00  
Reload your balance | Redeem a gift card

## Add a New Payment Method

### Credit or debit cards

Amazon accepts major credit and debit cards.



^ Add a credit or debit card

Stony Brook University, CENTRAL RECEIVING 164760437/TNS, 100 NICOLLS RD, STONY BROOK, NY, 11794-0001, United States



**Choose "Stony Brook University CENTRAL RECEIVING" Shipping Address**

6

**100 Nicolls Road, Stony Brook, NY, 11794-0001**

7

**"Payment Method Added" screen will appear**

# Your Payments

Overview **Wallet** Transactions Settings

## Wallet

 Payment method added

Your credit and debit cards

Expires